

PROJECT NAME	
CATALOG NUMBER	
NOTES	
FIXTURE TYPE	

PRODUCT DESCRIPTION

LED emergency drivers are UL Listed for factory or field installation, unrivaled emergency solutions for LED product with external driver. It allows the same LED luminaire to be used for normal and emergency operation and works in conjunction with an AC LED driver that convert new or existing LED fixtures into emergency lighting. It adopt a long-life recyclable Lithium battery, and are backed by a 5-Year Warranty. It is available in a variety of wattage, providing solutions for 8, 16 and 25 watt applications.

OPERATION

When AC power fails, EM-L Series emergency LED driver immediately switches to the emergency mode, operating the LEDs at a reduced lumen output for a minimum of 90 minutes. When AC power is restored, the emergency driver automatically returns to the charging mode.

SELF-TESTING

New version UL listed EM are equipped with self-testing functionality.

• Initial Self-test after installation

It will perform a functional test of 3 seconds after the driver installed and will perform second test in 120minutes to check the wiring and battery output if work. The indicator LED will be off or flicker in case of a failure or an error.

• Monthly Self-Test

It will automatically perform a test every 30 days with a duration of 3 seconds, in which the wiring and battery output are checked. In case of a failure or an error, the indicator LED will be off or flicker.

Mounting configuration:

Each unit is available in 4 different mounting configurations to accommodate various performance requirement and fixtures types.

• Single Flex (Standard version)

Mounts to the junction box and provides flexible conduit for remote mounting of the test accessories.



• Dual Flex (Standard version)

Provides dual flex for wiring to both the fixture or driver compartment and test accessories.



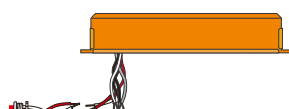
• Integral NonFlex (Optional)

Allows for integral installation within the driver compartment. May also be mounted atop the fixture when used with a TMK cover accessory.



• Top-Mount Non-Flex (Optional)

Top-mounting option for running wires directly into the driver compartment. Test accessories are then installed within the fixture.



EM-L Series

UL Listed LED Emergency Driver

Unrivaled emergency solutions for LED Product with external driver



Single Flex ▲

Rectangle



Rectangle



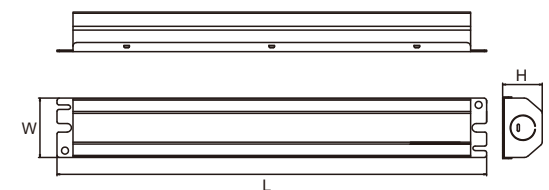
4"Octagon
(optional)

Dual Flex ▲

Note :

1. Low voltage emergency driver works with LED Fixtures for which wiring is accessible to PCBA.
2. Power of emergency driver ≤ Power of LED Fixture.

Dimensions



Model	L	W	H
EM-L0854-XX	14.80"	2.13"	1.38"
EM-L1654-XX	17.14"	2.13"	1.38"
EM-L2554-XX	17.14"	2.13"	1.57"

EM-L0854-XX



Output Power
8 Watts

Output Voltage
15V-54V

Input Current
70 mA (Max)

Input Power
3.2 Watts (Max)

Input Voltage
100-277VAC, 50-60Hz

Emergency Operation
≥90 Minutes

Operating Temp
0°C to 50°C

Output Class
UL LELV (Output protection self-resetting)

Battery
Lithium

Recharge
24 Hrs

Dimension
L 14.80" x W 2.13" x H 1.38"

EM-L1654-XX



Output Power
16 Watts

Output Voltage
15V-54V

Input Current
80 mA (Max)

Input Power
4 Watts (Max)

Input Voltage
100-277VAC, 50-60Hz

Emergency Operation
≥90 Minutes

Operating Temp
0°C to 50°C

Output Class
UL LELV (Output protection self-resetting)

Battery
Lithium

Recharge
36 Hrs

Dimension
L 17.14" x W 2.13" x H 1.38"

EM-L2554-XX



Output Power
25 Watts

Output Voltage
18V-54V

Input Current
110 mA (Max)

Input Power
6 Watts (Max)

Input Voltage
100-277VAC, 50-60Hz

Emergency Operation
≥90 Minutes

Operating Temp
0°C to 50°C

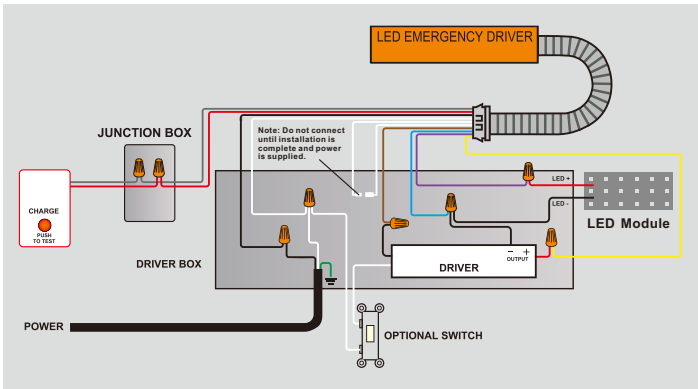
Output Class
UL LELV (Output protection self-resetting)

Battery
Lithium

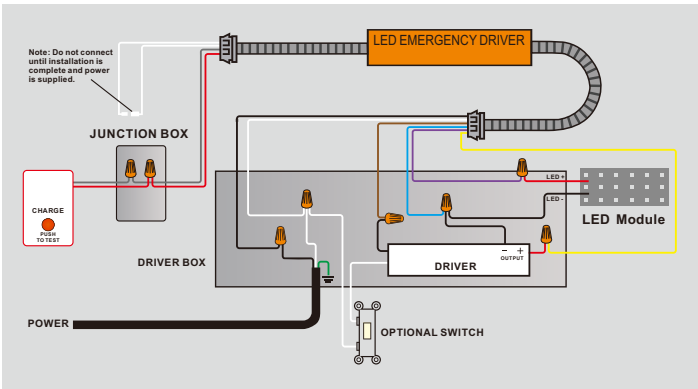
Recharge
36 Hrs

Dimension
L 17.14" x W 2.13" x H 1.57"

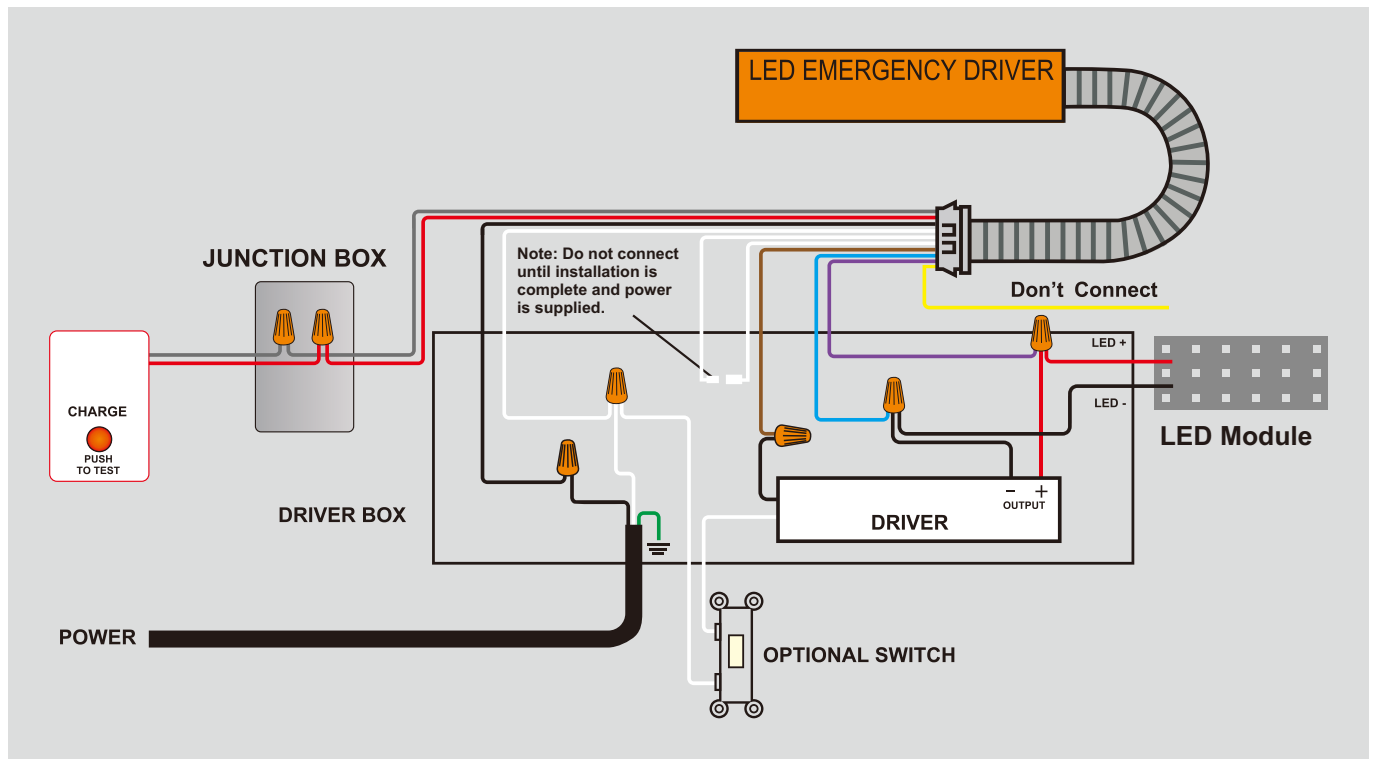
TYPICAL WIRING DIAGRAM



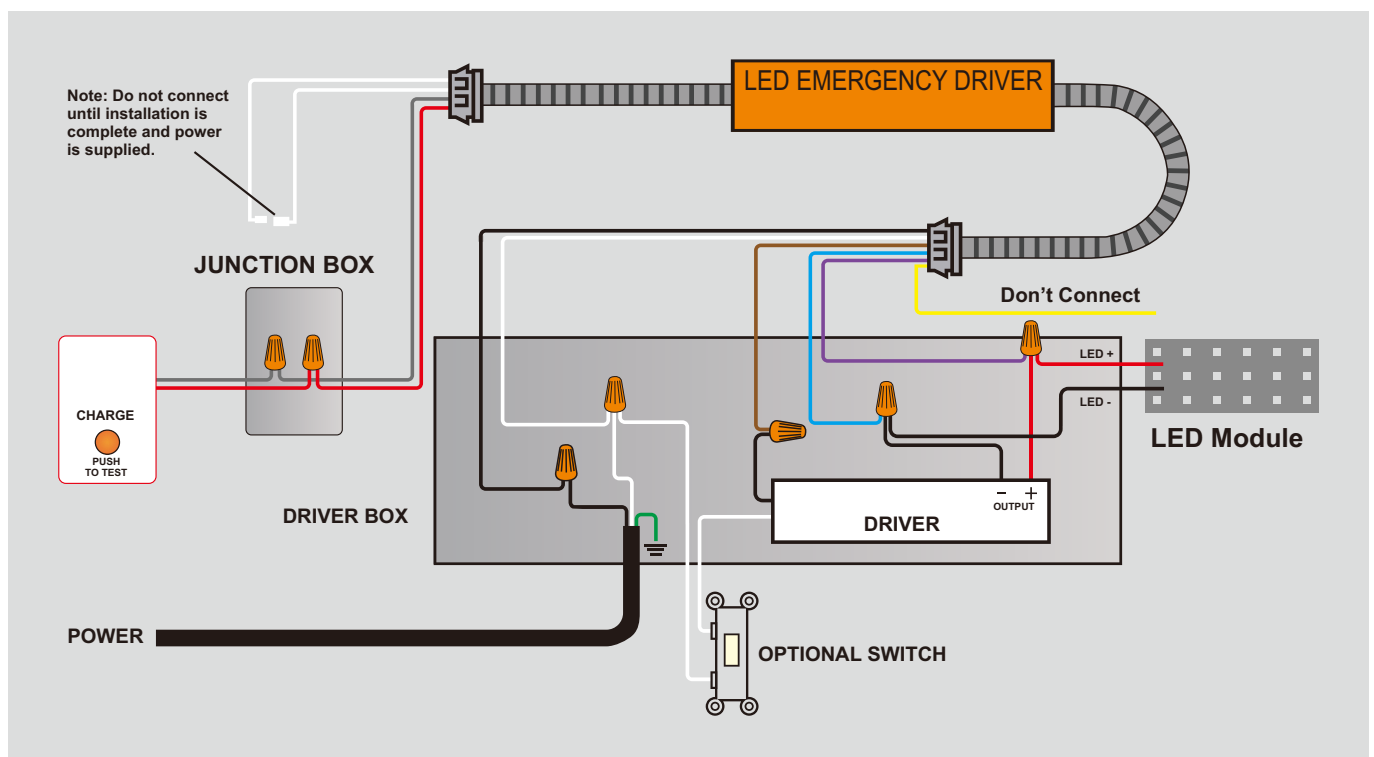
For LED luminaires less than 70W
Single Flex



For LED luminaires less than 70W
Dual Flex



▲
For LED luminaires over 70W
(Can connect LED fixtures with unlimited wattage)
Single Flex



▲
For LED luminaires over 70W
(Can connect LED fixtures with unlimited wattage)
Dual Flex